

CUSTOM CONTROL PANELS & ELECTRICAL EQUIPMENT



ESL
POWER SYSTEMS®



"The ESL team – promising quality, innovative solutions and integrity in everything we do."
- David Hellmers, Vice President



- **Leading custom panel builder in Southern California**
- **Manufacturer of electrical equipment since 1973**
- **Products built to UL 508A, 698, 231, 1682, 1008, 1741 & 1773**
- **36,000 square foot facility in Corona, California**
- **ESL team members maintain an average of 8 years of dedicated service**
- **Serving a wide variety of industries**
- **SBE Certified**



ESL reaches beyond the traditional role of panel builder to become a reliable manufacturing partner for a wide variety of local and nationwide clients and their unique designs. With a large reconfigurable facility, quality workmanship and pride go into every ESL product.



- **Petrochemical**
- **Pharmaceutical/Biotech**
- **Water/Wastewater**
- **Power Generation/
Transmission/Distribution**
- **Alternative Energy**
- **OEM/Contract Manufacturing**



Alky Compressor Panel

Pneumatic Panel



Explosion Proof Panel



Mimic Panel

Building or upgrading production facilities requires control systems and electrical products that are durable, reliable, and delivered on time. ESL teams with other manufacturers, engineering firms and integrators to construct cost effective, reliable panels and equipment.



Flare Analyzer Panel

Meter Panel



CEMS Control Building




Gas Module Controller



Transmitter Box



Chromatography Panel



Reactor Blending Skid



Utility Tower Control Panel



Pump Control Panel

WATER / WASTEWATER

Sludge Collection Control Panel



TripleSwitch™



Ultrasonic Control Panel



PLC Panel



Filtration Control Panel



Power Distribution Station



Electrical Switch Unit



StormSwitch™ Manual Transfer Switch




Power Test Rack



Wayside Power Cabinet

ESL believes the best results are achieved through teamwork – the client, ESL and a network of key vendors. ESL's approach is to develop competitive solutions tailored to client requirements.


ALTERNATIVE ENERGY




300A Combiner Box




String Monitoring Box



Wind Turbine Controller



7-String Combiner Box



ESL SAVES CLIENTS TIME & MONEY

- *Quotations are precise and alternatives are offered to reduce costs and lead times whenever possible*
- *In-house AutoCAD provides quick turn-around on panel layout drawings and wiring schematics*
- *Volume purchasing of industrial control components helps minimize material costs*
- *Independent internal QC department inspects all products to ensure customer expectations are always met*
- *Experienced personnel to assist in FATs to help solve problems before field installation*
- *Company trucks make local deliveries promptly*
- *In-house FAB shop provides customers with greater flexibility for customized fabrication*

METICULOUS QUALITY CONTROL MEANS TOTAL CUSTOMER SATISFACTION!



"Our most valuable asset is our Team"
- Carol Crawford, Founder



Builders of Custom Control Panels and
Electrical Equipment since 1973

2800 Palisades Drive
Corona, CA 92880-9427

Tel: 951.739.7000 • Fax: 951.739.7047
www.eslpwr.com • info@eslpwr.com

